
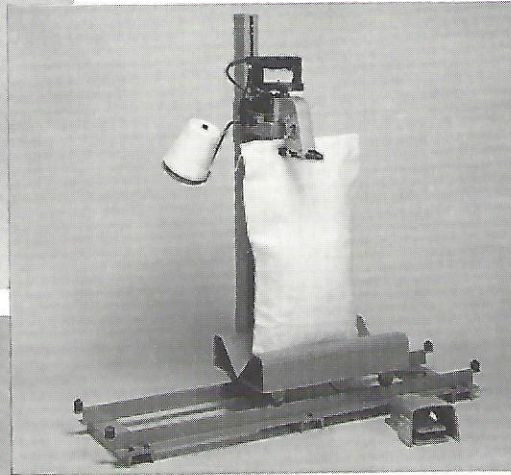



## Carriage Conveyors - Series 2400

Fischbein offers several manually adjustable pedestal/carriage conveyor combinations for fixed station use of Model ECR portable sewing machines. These include both flat bed platform and angled platform carriages.



Moving carriages are fitted with grooved wheels for easy motion of the bag past the sewing heads. Tracks are constructed of heavy-gauge angle iron, with rigid cross braces. Rubber stops at either end of the track sections limit carriage travel. Track lengths of 24 and 48-inches are available.

Two carriage conveyor pedestal heights are offered, 34 inches and 48 inches. The shorter version accommodates bags up to 24-in. tall, while 36-in. bags can be handled using the taller version.

A thread cone holder mounts 2.5 lb. thread cones to the pedestal, adjacent to the sewing machine. This square steel pedestal is attached firmly to the carriage track section to form a sturdy and rigid structure.

An optional foot switch is available to control sewing head start and stop functions.