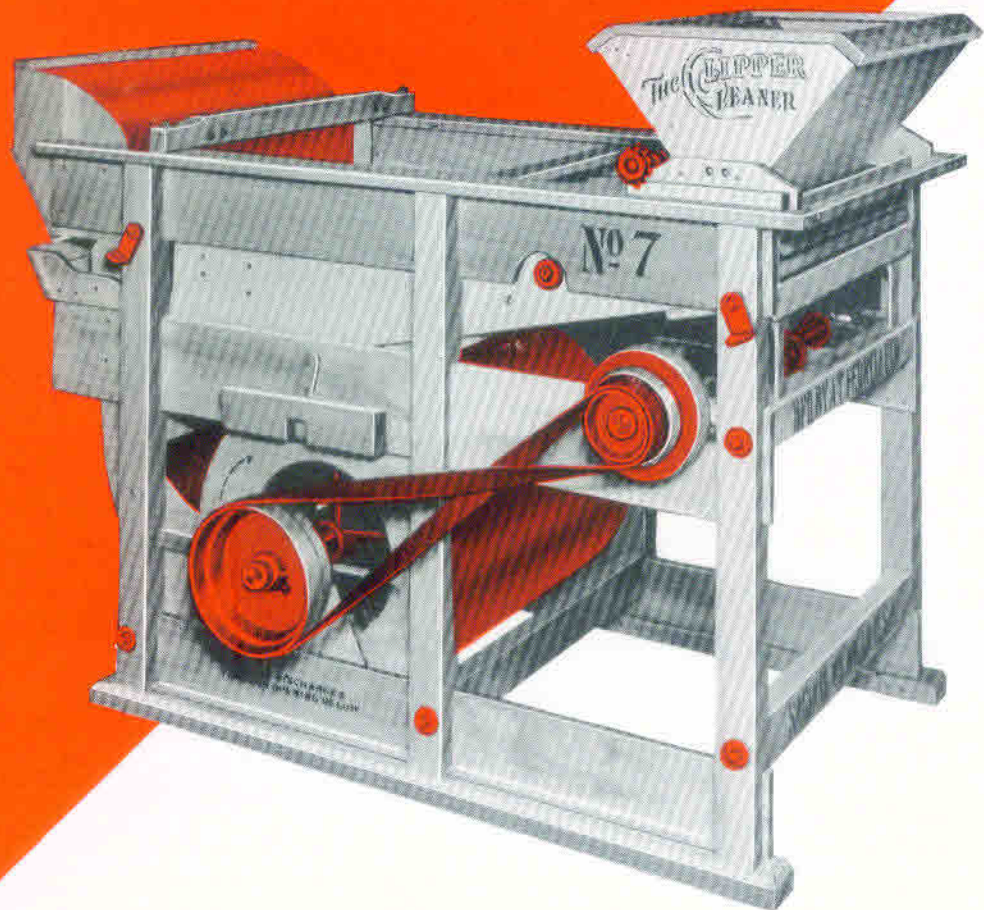


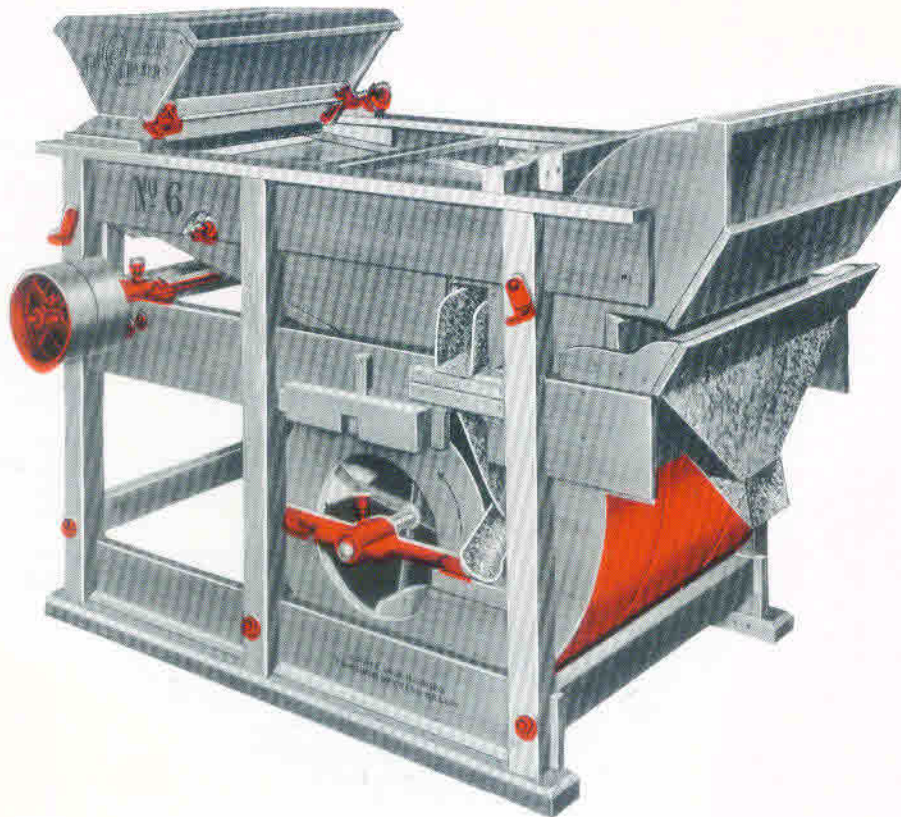
The **CLIPPER**

Cleaners Six, Seven & Nine



A. T. FERRELL & CO.
SAGINAW, (W. S.) MICHIGAN

CLIPPER CLEANERS SIX, SEVEN & NINE



Right Side View of Model No. 6

CLIPPER CLEANERS SIX, SEVEN & NINE

Here is a line of three Cleaners designed to combine cleaning capacity with the simplest construction and lowest cost.

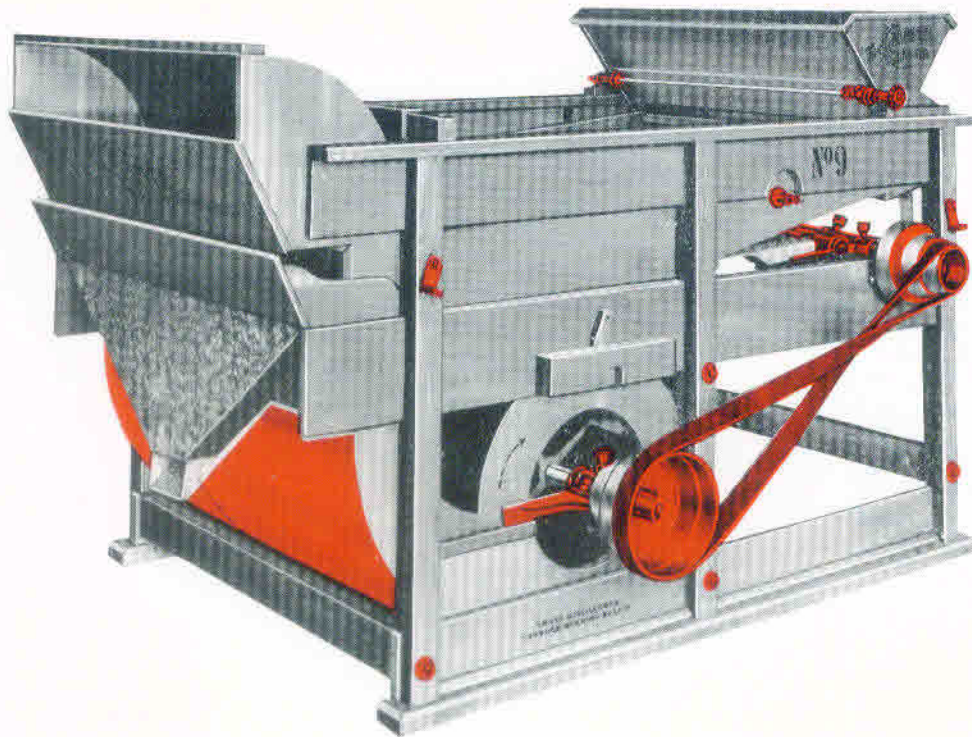
They have two screens, plain feed hoppers, vertical air blast and 3-step pulley for varying the speed of the blast fan. The amount of blast from the fan may be further regulated by means of adjustable covers for the fan intake opening.

The plain feed hoppers on these machines are built with an adjustable gate operated by racks and pinions so that turning a small handwheel raises or lowers the gate and thus regulates the amount of grain which is fed down on to the top screen.

The two screens in the cleaner are carried in slots or grooves in the sides of a framework or shoe, and this shoe is suspended on flexible hangers and by means of eccentrics on the shaker shaft is vibrated 400 times per minute. This rapid rate of vibration makes for a very efficient separation process on each screen, and the pitch of each screen in the shoe is carefully worked out to allow for ample capacity without a sacrifice of screening efficiency.

The blast fan is constructed to the full width of the cleaner, and the fan blades are so shaped as to produce an even distribution of the air pressure across the full width of the vertical air column. This even pressure distribution makes possible a uniform air separation of all the grain which passes over the bottom screen and into the vertical air column. This, together with the double control of the blast from the fan, explains why Clipper Cleaners are unexcelled in fine air separation work.

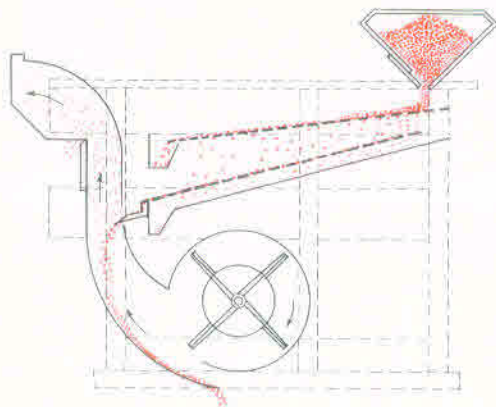
CLIPPER CLEANERS SIX, SEVEN & NINE



Left Side View of Model No. 9

THREE CLEANING OPERATIONS

1. Grain or seed is delivered to Feed Hopper.
2. Passes in closely regulated stream across full width of top screen where large, bulky waste is screened off while the good grain passes through the perforations.
3. Grain passes to second screen where dirt, foreign seeds and broken kernels are screened out, while the good grain stays on top of the screen.
4. The grain passing over the bottom screen now enters the vertical air column of the blast fan where husks, chaff and light weight seeds are blown out while the full weight kernels pass down through the air blast and are delivered at the bottom of the cleaner as large, choice, full-weight grain.



Thus in one passage through the cleaner the grain or seed is subjected to three cleaning operations consisting of two screen separations and one final air separation by the blast fan.

CLIPPER CLEANERS SIX, SEVEN & NINE

CONSTRUCTION

Clipper Cleaners are built to be outstanding values. Only the finest materials and craftsmanship go into their construction. The frames are strongly built of selected hard woods with mortised joints and through bolts wherever possible. All main shafts are of ground and polished steel and run in high grade babbitt bearings equipped with grease cups. All castings are substantial in weight and ample for the duty imposed upon them. Screens are made with straight grained wood frames and perforated zinc or plated woven wire fabric, and have a galvanized steel grain spreader board at the receiving end. They are held tightly in the grooves in the shoe sides by means of a clamp screw with thumb nut. All screens are easily removed or replaced and are interchangeable as to top or bottom position. Six screens are furnished with each Cleaner, and choice of perforation or mesh may be made from 144 available sizes.

SPECIFICATIONS

	Model No. 6	Model No. 7	Model No. 9
Code Word	Calabash	Calendar	Caboose
Screen Size (inches)	28 x 42	34 x 42	42 x 60
Bushels Per Hour (Seeds)	20 - 25	30 - 40	50 - 60
Bushels Per Hour (Grain)	100	150	300
Bushels Per Hour (Beans)	60	100	150
Number of Screens in Cleaner	2	2	2
Number of Screens Furnished	6	6	6
Extreme Height (inches)	53	53	58
Extreme Length (inches)	72	72	88
Extreme Width (inches)	48	55	68
Length on Floor (inches)	55 ½	55 ½	73
Width on Floor (inches)	37	43	52
Width Between Sills (inches)	30	36	44 ½
Height to where grain enters (inches)	53	53	58
Height to Drive Shaft (inches)	29	29	31
Size of Drive Pulley (inches) T. and L.	8 x 3	8 x 3	8 x 4
Speed of Drive Pulley (R. P. M.)	400	400	400
Horsepower required	¾	1	2
Shipping Weight (pounds)	600	700	1,000

A. T. FERRELL & COMPANY

SAGINAW, MICHIGAN